



Vacuum Switch AF30 – Type VDS:

- Snap action micro switch
- 250V / 6A
- Change over contact SPDT
- Elastomer membrane
- Adjustment range: - 0,85... - 0,15bar
- Preset ex works possible
- Easy adjustment via adjustment knob
- Rugged design
- E-connection DIN EN 175301-803A or M12x1
- Female thread or flange connection

**Order code**

**VDS - A - BBB - C - D - E**

<b>A</b>	<b>Output</b>
	1 = SPDT

<b>D</b>	<b>Fluid connection</b>
	2 = female G1/4"
	4 = horizontal flange incl. M5x40, O-Ring 5x1,5

<b>BBB</b>	<b>Pressure adjustment range</b>
	000 = - 0,85... - 0,15bar

<b>E</b>	<b>Electrical connection</b>
	1 = plug DIN EN 175301-803A
	2 = plug M12x1

<b>C</b>	<b>Membrane</b>	
	M = NBR	-20...+80°C
	T = low temperature-NBR	-40...+80°C
	E = EPDM	-40...+100°C
	F = FVMQ	-40...+100°C
V = Viton	0...+100°C	

**Options**

<b>- 0,xxbar</b>	set point adjustment increasing or decreasing, factory preset
<b>011000</b>	socket DIN EN 175301-803A
<b>011001</b>	socket DIN EN 175301-803A with 2LED, 24V
<b>011041</b>	1,5m cable with socket M12x1

**Order sample: VDS-1-000-E-2-1**

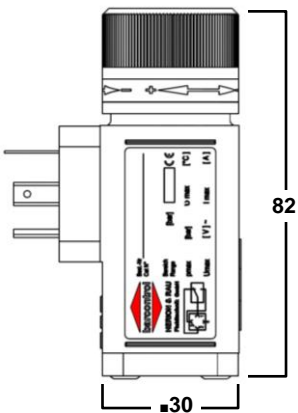
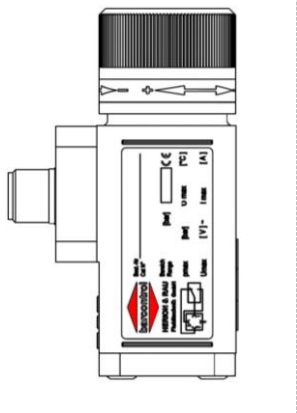
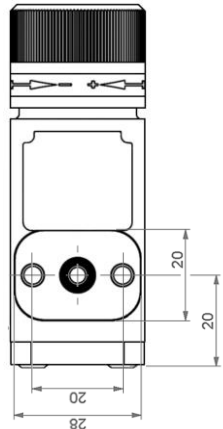
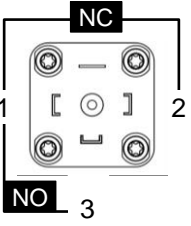
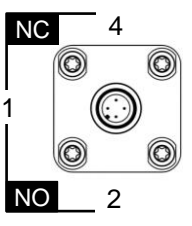
Vacuum Switch VDS  
Output: SPDT  
Adjustment range: -0,85...-0,15bar  
Membrane: EPDM  
Fluid connection: female G1/4"  
E-connection: DIN EN 175301-803A

## Technical data

Construction:	snap action micro swith AF30
Operating fluid:	neutral gases
Mechanical installation:	over fluid connection
Mounting position:	any
Max. system pressure:	20bar
Repeatability:	guide value $\pm 0,05$ bar at room temperature
Hysteresis*:	guide value: 150...250mbar, not adjustable
Life cycles, mech.:	$> 5 \times 10^6$
Max. switching frequency:	$\sim 1$ Hz
Temperature range*:	-40...+100°C as a function of used elastomere
Vibration resistance:	10g (10 ... 2000Hz) sinus acc. to ISO 16750-3
Shock resistance:	30g, 14ms shaped sinus acc. to DIN 40046, T7
Swiching element:	snap action micro swith with self cleaning pins
CE-mark:	acc. to EU-standards 2014/35/EU (LVD); 2011/65/EU (RoHS)
Protection class EN 60529:	IP65 using DIN EN 175301-803A, IP67 using M12x1
Weight:	$\sim 0,3$ kg

\* please contact the technical support for alternative or special requirements regarding hysteresis and temperature  
Subject to technical alternations!

## Electrical connection data – dimensions

	Dimension: G1/4 female screw-in thread max. 8mm		Horizontale flange connection	
				
	<b>DIN EN 175301-803A</b>	<b>M12x1</b>		
				
	<b>250VAC</b>	<b>24VDC</b>	<b>48VAC</b>	<b>24VDC</b>
Ohmic load	6A	3A	4A	3A
Inductive load	1A	1A	1A	1A